



JULIETTE
PARIS







FRANÇOIS
PARIS

SIZE GUIDE BRACELETS


Fallen in love with a Juliette Paris bracelet, but unsure which size is right for you? Follow our guide below to find your perfect fit.

MEASURE YOUR WRIST

1. Wrap a piece of string or ribbon around your wrist where you would like your bracelet to sit.
2. Use a pen to mark where the two ends cross.
3. Measure the length between the pen markings with a ruler.
4. Refer to the table below to find your recommended bracelet size.

type of the bracelet	picture of an example	collections	references	comment	wrist size, cm														
					13,5	14	14,5	15	15,5	16	16,5	17	17,5	18	18,5	19	19,5	20	
braclet with chain		Up in the air, Sweet Paris, Madeleine	J0017	This bracelet has 3 ajustable kites: 14, 15,5 et 17 cm									Sur-mesure						
bangle flexible tube bracelet		JuJu, Sweet Paris	J0312	We recommend to order 0,5cm bigger that your wrist size		XS		S		M		L	Sur-mesure						
open sides bangle flexible tube bracelet		JuJu	J0309	We recommend to order your size of wrist or bigger		XS		S		M		L	Sur-mesure						
bracelet with cordon		Sweet Paris, Couture	J0114	Can be adjustable for all sizes of wrist															
flexible bracelets with beads		Sweet Paris, Z	J0157 J0158 J0159	We recommend to order 0,5 cm bigger that your wrist size		XS		S		M		L	Sur-mesure						
flexible bracelets with nitinol vire		Silhouette	J0202	We recommend to order 0,5 cm bigger that your wrist size		XS		S		M		L	Sur-mesure						

François Paris, collection Cubiste

type of the bracelet	picture of an example	collections	references	comment	wrist size, cm														
					10	11	12	13	14	15	16	17	18	19	20				
bracelet with ceramic on cordon		Cubiste	F0035	Thanks to the cord, the size of the bracelet can be adjusted up to more than 4 cm	baby			kid			woman				man				